



THE
2

ACTIVE TOURER

LAUNCH
EDITION

March 2023
Production

*Overseas model shown. Not available in New Zealand.



DISCOVER THE 2 ACTIVE TOURER




The new BMW 2 Series Active Tourer rises to the challenges of everyday urban driving, experience-oriented leisure activities, family life and longer trips away in equal measure. Versatile and uncomplicated functionality is the major strength of the new BMW 2 Series Active Tourer, while the sporting instincts for which BMW is renowned give unique characteristics.

*Overseas model shown. Not available in New Zealand.



[Watch the 2 Active Tourer video](#)



[Play a curated BMW Spotify Playlist](#)



[Watch the 2 Active Tourer overview on YouTube](#)



CROSSOVER TO NEW PLACES



*Overseas model shown. Not available in New Zealand.



U N C O M P L I C A T E D

STYLE

*Overseas model shown. Not available in New Zealand.



225e xDRIVE

(22EA)

Show model highlights

 Build my BMW



MODEL HIGHLIGHTS

- 18" alloy wheels
- Adaptive LED headlights
- Automatic tailgate
- BMW Live Cockpit Pro 10.7" +10.25" curved widescreen display
- Comfort Access
- Driving Assistant Plus
- Head-Up Display
- Metallic paint
- Parking Assistant Professional
- Wireless charging

Consumption	1.4l / 100km ^[1]
0-100km/h	7.0 sec
Engine	3-cylinder
CO2	30g / km ^[1] *
Transmission	7-speed Steptronic automatic
Power/Torque	180kW / 477Nm

Price incl. GST \$78,500

Clean Car Programme (Estimated Rebate / Fee)* **\$5,000 rebate**

* To obtain NZ CO2 figures for vehicles imported by BMW Group NZ in relation to the NZ Clean Car discount or "FeeBate" you will need to contact your preferred dealer. The Clean Car discount figures sourced from your dealer will differ from those listed in the BMW owner's handbook and reported figures as they have been converted by the NZ government to WLTP3 from figures derived through one of the following testing procedures: WLTP4 or NEDC. For more information on the New Zealand Clean Car Programme, please [click here](#).



2 ACTIVE TOURER HIGHLIGHTS



DYNAMIC SILHOUETTE

When viewed from the side, both the spaciousness and sportiness of the new BMW 2 Active Tourer is immediately clear. Two precisely drawn character lines underscoring the dynamic aura of the car's silhouette bring structure to the clearly designed surfaces.



GENEREROUS STORAGE

The luggage space in the BMW 2 Series Active Tourer varies from 406 to 470 litres, depending on the model, and can be increased by adjusting the backrest angle as standard. That for example, is sufficient for two large and one medium-size suitcase. With the backrest folded down completely, this even extends to as much



PREMIUM AMBIENCE

The size and versatility of the new BMW 2 Series Active Tourer's interior are emphasised even more vividly by the fundamental redesign introduced by the second-generation car. The geometry of the interior and a host of details take their cues from the progressive interior concept espoused by the BMW iX technology flagship.



CURVED EYE CATCHER

The BMW Curved Display - with its frameless glass surface angled slightly towards the driver - brings a high-class, modern highlight to the cabin. It is framed by large trim elements which extend out to the doors as a border for the cockpit area.



PERSONAL EXPERIENCES

The new My Modes create an all-encompassing interplay of vehicle functions, displays and interior ambience. They can be selected very easily by voice command or by using a button on the centre console.



EXTERIOR OPTIONS



*Overseas model shown. Not available in New Zealand.

Non-Metallic Paint




Alpine White
300

NCO




Metallic Paint




Black Sapphire
475

NCO




Phytonic Blue
C1M

NCO



Piemont Red
C3C

NCO



Sanremo Green
C4E

NCO



Skyscraper Grey
C4W

NCO



Sparking Copper Grey
C55

NCO



225e xDrive



WHEEL OPTIONS



1LU

18" light alloy wheels Star-spoke style 837 Bicolour

7.5 J x 18 / tyres: 225/50 R18

NCO

225e xDrive





INTERIOR OPTIONS



Sensatec, Black
KHSW

NCO



Interior trim finishers Quartz
Silver matt, grained
4GN

NCO

225e xDrive



• Standard ◦ Optional **NCO** No Cost Option

Product features, specifications, models and prices are subject to change without notice. The general information in these materials should always be read in conjunction with other specific materials and information available from BMW Group New Zealand. E&OE Effective from 1st November 2022



THE BMW CONNECTED DRIVE



REVERSING ASSISTANT

The Reversing Assistant also manoeuvres the vehicle self-assuredly out of challenging situations like: remembering the steering movements of the last 50 metres travelled.

This means that even challenging situations such as narrow roads, cul-de-sacs or tight parking spaces present no problems at all.



CURVED DISPLAY

Nearly all vehicle functions can be controlled using the large BMW Curved Display. Angled towards the driver and equipped with intuitive widgets, it makes operation by touch even more convenient.



BMW HEAD-UP DISPLAY

The full-colour BMW Head-Up Display projects all information relevant to the journey directly into the driver's field of vision.



PERSONAL ASSISTANT

Your personal digital assistant for the new BMW 2 Active Tourer is always at your side and responds to voice commands. Automate My Habits independently performs your preferred functions, such as opening the side window in the entrance to car parks. As an expert, it explains how to use vehicle functions to the optimum on request.



BMW DIGITAL KEY

With the BMW Digital Key your smartphone becomes a digital key. Unlock the new BMW 2 Active Tourer by holding your smartphone next to the handle of the driver's door. Start the vehicle without the use of a key by pressing a button as soon as your smartphone is in the BMW charging cradle.



BMW xDRIVE

Weather changes and road situations can change in a flash, whatever the season. But with xDrive, BMW's intelligent all-wheel drive system, your car will respond quickly to allow you to enjoy maximum driving pleasure, even on the most difficult road surfaces. 4WD, all-wheel drive and 4x4 are all terms that are used interchangeably, but all equate to the same thing. BMW xDrive is powered by an extra layer of intelligence, making it one of the most technically advanced all-wheel drive systems in the segment.

*Overseas model shown. Not available in New Zealand.

THE INTELLIGENT ALL-WHEEL DRIVE SYSTEM FROM BMW



The xDrive system is automatically enabled each time the engine is started, so it is permanently engaged to ensure you have maximum grip in all conditions. Therefore, it is not necessary or possible to activate or deactivate the system.

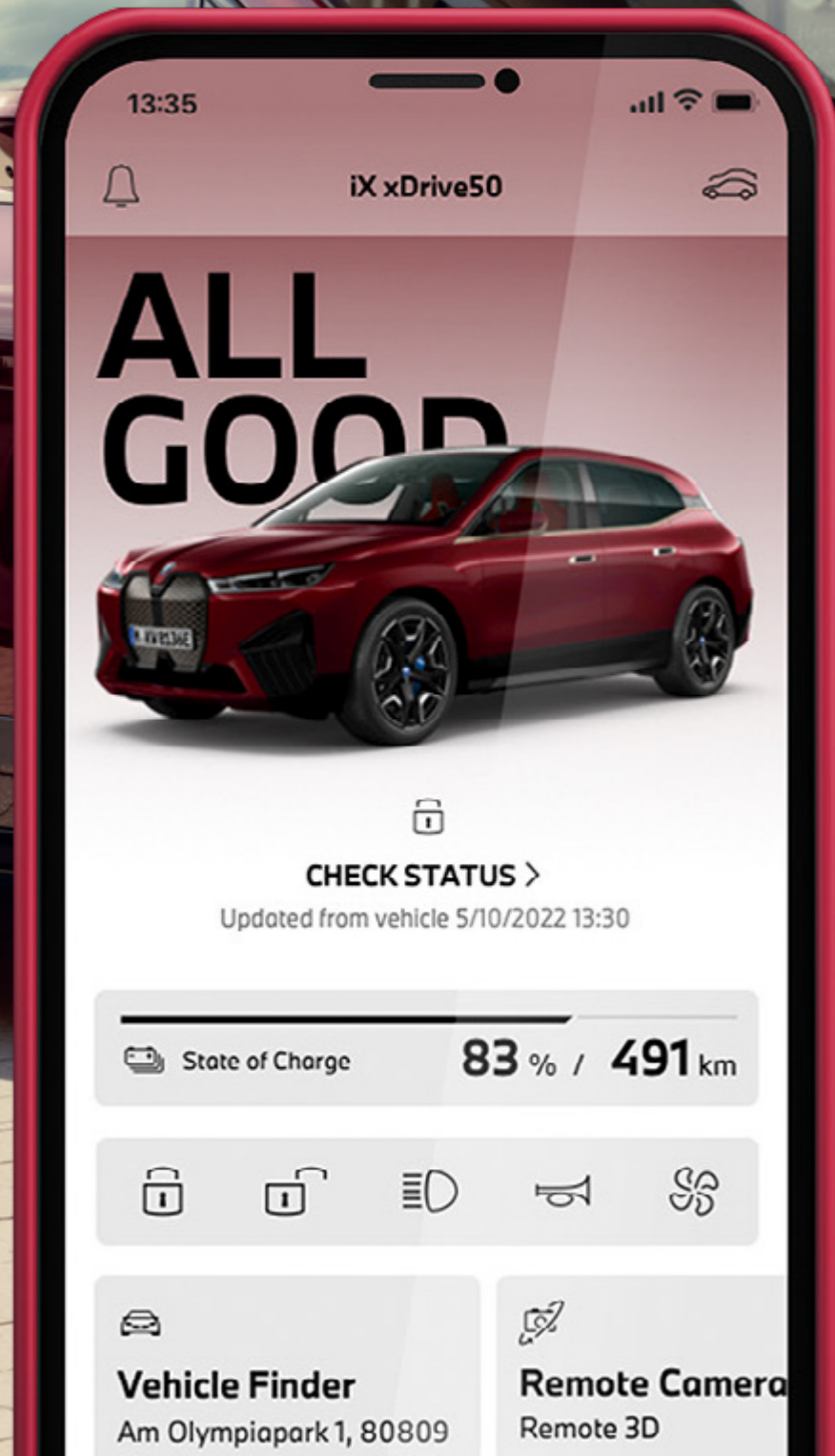


MY BMW APP

STAY IN THE DRIVER'S SEAT,
WHEREVER YOU ARE.

Connect your vehicle to your life. The My BMW App keeps you at the wheel with total control of your BMW, whether you're in your vehicle or not.

- **Remote control**
Lock and unlock your BMW from wherever you are.
- **Location location location**
Access your car's location remotely and send locations to your car's GPS, so you're always ready for the journey.
- **Driving conditions**
Set the temperature of your car remotely for the perfect climate the moment you open the door.
- **Great service**
Let your BMW tell you when it's time for a service, then schedule it with just a touch.
- **It's personal**
It's MyBMW, after all. Enter your BMW's colour palette, and the app design follows suit.






SUSTAINABILITY AT BMW

ACTIONS AND TECHNOLOGIES THAT HAVE A REAL EFFECT.

No competitor comes close to matching the comprehensive and diverse BMW Group portfolio of electrified models (fully electric BEV, partly electric PHEV), with half a million such vehicles delivered to customers to date.

- In co-operation with Charge Net, BMW i customers in New Zealand can access the ChargeNow 'electric highway' - 100 fast-charging stations from Kaitaia to Invercargil.
- BMW Group considers sustainability a fundamental aspect of its past, present and future corporate strategy.
- Decades-long history of action to protect the climate and significantly reduce fuel consumption.
- Focus on further electrification of the product roster as the key measure for lowering CO2 emissions.
- Wide range of plug-in hybrids as the most versatile form of electrification.
- Greatest benefit of plug-in hybrids: enabling both customary range and driving without generating local emissions.
- By 2023: 25 models with electrified powertrains, half of them pure battery electric vehicles.
- Numerous awards for eco-conscious design covering the entire product lifecycle.

MEET THE ELECTRIFIED BMW FAMILY



For an electric vehicle it is not only important to consider how fast and safely it travels, but also how far it will take you. In this consideration, the range of an electric vehicle also depends on factors such as the speed, driving style and outside temperature as well as the use of the air conditioning or seat heating. These are factors that we cannot calculate. But all the others we can. Here you can find out all about the ranges of our electric cars and plug-in hybrid vehicles.



THE 2 EQUIPMENT

A T O U R E R



*Overseas model shown. Not available in New Zealand.



STANDARD EQUIPMENT

225e xDRIVE

TRANSMISSION AND TECHNOLOGY

- Automatic transmission, seven speed
- Electric power steering with Servotronic
- Electronically controlled differential lock
- My modes, Personal / Efficient / Sport / Relax / Expressive
- Performance Control braking system
- Start/Stop button
- xDrive, intelligent all-wheel drive system

EXTERIOR DESIGN AND FEATURES

- 18" alloy wheels
- Automatic operation of tailgate
- Metallic paint
- Mirror package including. Anti-dazzle function

CHARGING / PHEV SPECIFIC FUNCTIONALITY

- Complimentary ChargeNow charging offer
- Mode 2 Domestic charging cable supplied
- Mode 3 Public charging cable supplied
- Vehicle pre-heating/pre-conditioning

LIGHT AND SIGHT

- Adaptive LED headlights
- High-Beam Assist
- Rain sensor

DRIVER ASSISTANCE

- BMW Head-Up Display
- BMW Intelligent Personal Assistant
- Driving Assistant Plus inc. Active Cruise Control inc. Stop & Go and Blind Spot Monitor
- Parking Assistant Plus incl. Surround view camera, Reversing Assistant and Drive Recorder

SAFETY

- Acoustic protection for pedestrians
- Airbags, for front, side and head
- Central locking with electronic immobiliser and crash sensor
- Dynamic braking lights
- Dynamic Stability Control (DSC), Antilock Braking System (ABS), Braking Assistant, Dynamic Brake Control (DBC), Dynamic Traction Control (DTC)
- Electronically operated parking brake
- ISOFIX child seat mounting
- Safety body shell
- Three-point set belts
- Tyre repair kit
- Warning triangle and first aid kit

ENTERTAINMENT, COMMUNICATION AND INFORMATION

- Bluetooth connectivity
- BMW Live Cockpit Pro. 10.7"+10.23" curved widescreen display
- DAB+ Digital Radio
- Remote software updates
- Wireless Apple CarPlay and Android Auto
- Wireless phone charging



STANDARD EQUIPMENT

CONNECTEDDRIVE FEATURES

- Connected Package Professional
- ConnectedDrive Services* and Apps
- Intelligent Emergency Call
- Real Time Traffic Information (RTTI)
- Teleservices

* 3 year subscription

INTERIOR DESIGN, COMFORT AND EQUIPMENT

- 2- zone automatic climate control
- Armrest in the front with storage compartment
- Comfort access system inc. Digital key
- Electronic windows, front and rear
- Electric seat function
- Floor mats in velour
- Foldable seats with 40:20:20 split
- Instrument panel in Sensatec
- Preparation for steering wheel heating (available separately via digital subscription)
- Sports leather steering wheel with multifunction buttons
- Seat heating for driver and front passenger
- Storage compartment package



*Overseas model shown. Not available in New Zealand.



CONNECTED DRIVE UPGRADES

The BMW ConnectedDrive Store gives you the option of equipping your BMW with digital services and more, or extending their subscriptions.

Heated steering wheel (248)

The heated steering wheel brings the steering wheel rim up to a comfortable temperature within a very short space of time after activation.

www.bmw.co.nz/en/shop/ls/cp/connected-drive





EVERY GREAT REVOLUTION BEGINS WITH A CHARGE

ChargeNow, in cooperation with ChargeNet, enables BMW i customers in New Zealand to access the entire ChargeNet® network of public charging stations with a single ChargeNow membership.

BMW owners that join will receive FREE membership including ChargeNow key fob and 10% discount on all charging sessions used in the ChargeNow charging network for the first 24 months.

ChargeNow, makes everyday on-the-go charging a convenient and seamless part of owning a BMW i vehicle. Through ConnectedDrive, the in-vehicle BMW i navigation (through Navigation Professional) or by using the BMW i Remote app, BMW i drivers can easily locate the nearest public charging stations, with real time use status shown, if available.

All BMW i owners are provided 2 complimentary ChargeNow key fobs with each BMW i vehicle, for customer support and access to all public charging locations on ChargeNet's growing network - to plug in and charge the BMW i.

[VISIT CHARGENOW.CO.NZ](https://www.chargenow.co.nz)



*Overseas model shown. Not available in New Zealand.



WHERE CAN I CHARGE MY CAR?

There are a growing number of stations across New Zealand and are expanding all the time. Find your favourite station in a certain location or quickly view recent charging stations.

[CHARGENOW LOCATIONS](#)

THE BMW i REMOTE APP

Find public charging stations, check availability, and send their locations directly to your BMW i. Communicate directly with your BMW i vehicle, including car location, range, and battery levels. Set preconditioning, for optimal battery and cabin temperature. Locate points of interest.





BMW OFFERS & SERVICES



BMW GROUP FINANCIAL SERVICES

BMW Group Financial Services is your one stop shop for all your Finance, Leasing and Insurance needs.

Each BMW dealership has a dedicated Business Manager who can put together a tailored finance and insurance package, to make getting into your next BMW even easier.

Speak to your Business Manager today about our Finance and Insurance products.



GENUINE BMW SERVICE

Quality and safety are the essence of a Genuine BMW Service. When you buy a BMW, you can look forward to superb service and comprehensive customer care.

BMW Service Inclusive is complimentary with all BMW's sold new in New Zealand for a period of 3 years, so you don't have to waste a moment thinking about the cost of maintenance for your vehicle.

For more information visit bmw.co.nz/service



BMW DRIVING EXPERIENCE

If you've ever wondered why a BMW is the Ultimate Driving Machine, a BMW Driving Experience course is for you. Sign up for a BMW Driving Experience course and you will learn what these remarkable vehicles can really do. More importantly, you will also acquire essential skills that will enhance your driving ability and safety.

For more information, call 0508 BMW DRIVE (0508 269374) or email BMW@tracktime.co.nz



COST OF OWNERSHIP

PEACE OF MIND, SO YOU CAN GET ON WITH THE JOY OF DRIVING.



5 YEAR WARRANTY*

- BMW NZ factory-supported warranty programme.
- Covers manufacturing defects.
- Transferable to the next owner.
- Valid for 5 years/100,000 kms.
- No claims excess.



5 YEAR ROADSIDE ASSIST

- Emergency Hotline, 24/7, 365 days a year.
- Includes onward travel and accommodation.
- Includes lock-out or lost key assistance.
- Includes emergency fuel.
- Valid for 5 years/unlimited kms.



3 YEAR FREE SERVICING*

- Includes scheduled servicing and maintenance tailored to the NZ market.
- Includes all warrant of fitness checks.
- Includes oil top-ups and wiper blades.
- Valid for 3 years/unlimited kms.

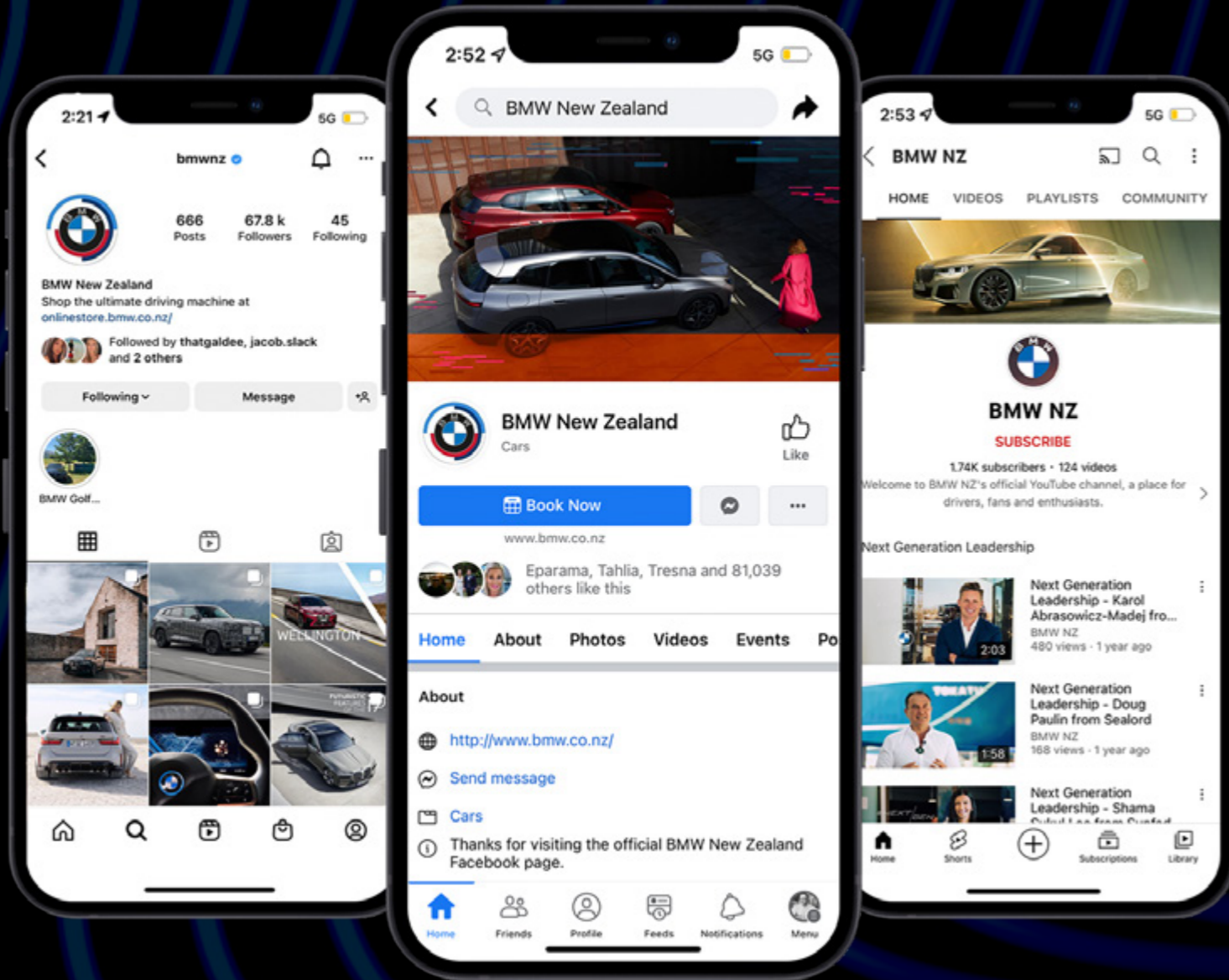


3 YEAR CONNECTED DRIVE SERVICES

- BMW Connected App for iOS and Android.
- Includes free map updates.
- Real-time traffic information.

*Overseas model shown. Not available in New Zealand.

*All programmes tailored for the NZ-new vehicle market.



IMMERSE YOURSELF IN THE WORLD OF BMW

Keeping up with the Ultimate Driving Machine has never been easier. Connect with us online and stay up to date with the latest from BMW.

www.bmw.co.nz





FURTHER INFORMATION ON CO₂ DATA

The values of fuel consumptions, CO₂ emissions and energy consumptions shown were determined according to the European Regulation (EC) 715/2007 in the version applicable at the time of type approval. The figures refer to a vehicle with basic configuration in Germany and the range shown considers optional equipment and the different size of wheels and tires available on the selected model.

The CO₂ efficiency specifications are determined according to Directive 1999/94/EC and the European Regulation in its current version applicable. The values shown are based on the fuel consumption, CO₂ values and energy consumptions according to the NEDC cycle for the classification.

When charging times are shown they can be affected by a number of factors such as type of charger, voltage supplied to the charger/car and type of current (AC or DC) supplied to the charger/car. The car also plays a role in charging times as it can be set by the driver to accept various different amperage and should preconditioning be used to heat or cool the vehicle while charging this will also affect the charging time.

The basis for the calculation of the charging times for 100 km range is the electric consumption of the vehicle based on the use of a high-Powered Charging station (HPC) or charging type and current as indicted in the literature above. The testing procedure measures are based on a 23 degrees Celsius battery start and ambient temperature with certification values excluding additional auxiliary consuming devices and systems within the vehicle such as seat heating, displays, air conditioning.

Individual consumption (fuel economy) may differ due to driving profile, vehicle load profile, auxiliary consumer usage, temperature, and ambient conditions. Consumption is based on WLTP or NEDC (whichever is indicated) best case conditions and is independently tested for BMW Group. If you are comparing this range with other models or brands make sure they are stating the same WLTP or NEDC testing regime. These results can be used to compare vehicles on a close to "like for like" basis but are unlikely to be achieved in real world conditions for reasons including temperature variation, driving conditions and the use of the auxiliary systems referred to above.

Information provided and images displayed in this brochure include overseas models and may show some features not available in New Zealand. Please contact an authorised BMW dealer for specific information on vehicles and features available in New Zealand. Product changes may have been made since production of this content.

Note: To obtain NZ CO₂ figures for vehicles imported by BMW Group NZ in relation to the NZ Clean Car discount or "FeeBate" you will need to contact your preferred dealer. The Clean Car discount figures sourced from your dealer will differ from those listed in the BMW owner's handbook and reported figures as they have been converted by the NZ government to WLTP3 from figures derived through one of the following testing procedures: WLTP4 or NEDC.

For more information on the New Zealand Clean Car Programme, please visit www.nzta.govt.nz/vehicles/clean-car-programme



*Overseas model shown. Not available in New Zealand.